




Club Health Assessment for District 43 K through December 2024

			Status	Membership						Reports					Finance		LCIF
Club Number	Club Name	Charter Date		Current Member Count	YTD Members Added	YTD Members Dropped	YTD Net Growth	YTD Net Growth%	Member Count 12 Months Ago	Avg. length of service for dropped members	Months Since Last MMR ***	Yrs. Since Last Officer Report	President Rotation	Vice President Reported ****	Months Since Last Activity Report ***	Account Balance	Donations for current Fiscal Year
			Number of times on status quo within last two years	If below 15 members appears				If net loss is greater than 20% appears			If no report in 3 months appears in	When more than one year appears in	Number of repeat terms	Notes the officers that do not have an active	If no report at 12 months appears in red		
Clubs less than two years old																	
179636	Ballard County	12/09/2024	Newly Chartered	28	28	0	28	100.00%	0		0			P,T,M,VP,SC	N/R		
178982	Campbellsville-Taylor County	10/18/2024	Newly Chartered	26	26	0	26	100.00%	0		0			N SC	N/A		
156293	Hopkins County Pactus	11/13/2023	Active	53	10	0	10	23.26%	39		0		2	R	1		
Clubs more than two years old																	
14062	ALBANY	04/27/1942	Active(1)	10	9	0	9	900.00%	17		4			VP,SC	24+		
13949	AUSTIN TRACY	02/25/1957	Active(3)	8	0	0	0	0.00%	8		13		None	P,S,M,VP,SC	24+		
121039	Barren County Evening	12/30/2013	Active(1)	9	0	2	-2	-18.18%	15	13	0		2	VP,SC	24+		
13912	BENTON	01/09/1940	Active	17	1	5	-4	-19.05%	21	16	1		5	N M,VP	1		
13953	BOWLING GREEN EVENING	03/30/1965	Active	4	0	1	-1	-20.00%	10	51	4		5	M,VP,SC	5		
13952	BOWLING GREEN NOON	02/26/1931	Active	46	0	4	-4	-8.00%	49	19	0			R	2		\$1,007.90
Exc Award (06/30/2023)																	
13913	CADIZ	06/29/1943	Active	28	0	8	-8	-22.22%	28	8	0			N	1		\$750.00
Exc Award (06/30/2018, 06/30/2024)																	
13957	CALHOUN	10/13/1941	Active	12	2	1	1	9.09%	11	2	2		2	R M,SC	1		\$330.00
13914	CALVERT CITY	05/20/1948	Active	27	2	2	0	0.00%	29	2	0			N SC	0		
Exc Award (06/30/2022, 06/30/2023)																	
86104	CAVE COUNTRY	04/06/2005	Active	11	0	0	0	0.00%	16		0		2	R SC	4		
Exc Award (06/30/2021, 06/30/2023)																	
13959	CENTRAL CITY	03/11/1940	Active	49	2	0	2	4.26%	40		3			N M,VP,SC	0		
13917	CONCORD	03/25/1963	Active	1	0	0	0	0.00%	1		30		11	IP M,SC	24+		
13918	CORYDON	01/21/1948	Active	14	0	0	0	0.00%	14		10		23	R S,T,M,VP,SC	N/R		
13919	CRITTENDEN COUNTY L C	01/26/1972	Active(1)	14	0	0	0	0.00%	14		7			N P,S,M,VP,SC	2		
13961	DAVIESS COUNTY	09/01/1958	Active	46	1	2	-1	-2.13%	46	5	0			N SC	2		
43350	DRAFFENVILLE	01/31/1984	Cancelled(8*)	0	0	5	-5	-100.00%	0	8	5		None	P,S,T,M,VP SC	24+	90+ Days	



Club Health Assessment for District 43 K through December 2024

			Status	Membership							Reports					Finance		LCIF
Club Number	Club Name	Charter Date		Current Member Count	YTD Members Added	YTD Members Dropped	YTD Net Growth	YTD Net Growth%	Member Count 12 Months Ago	Avg. length of service for dropped members	Months Since Last MMR ***	Yrs. Since Last Officer Report	President Rotation	Vice President Reported ****	Months Since Last Activity Report ***	Account Balance	Donations for current Fiscal Year	
			Number of times on status quo within last two years	If below 15 members appears				If net loss is greater than 20% appears			If no report in 3 months appears in	When more than one year appears in	Number of repeat terms		Notes the officers that do not have an active	If no report at 12 months red		
13963	EDMONSON COUNTY L C	10/25/1955	Active	58	2	0	2	3.57%	58		4		22	N	T,M,VP,SC	1		
13995	ELIZABETHTOWN	09/25/1941	Active	67	9	5	4	6.35%	48	8	1		2	N	SC	0		
Exc Award (06/30/2021, 06/30/2022, 06/30/2023)																		
13964	FORDSVILLE	03/30/1949	Active	7	0	0	0	0.00%	7		91		22		S,T,M,VP,SC	24+		
13965	FRANKLIN	02/22/1940	Active	39	0	0	0	0.00%	39		7			N	SC	4		
Exc Award (06/30/2018)																		
13922	FREDONIA	03/29/1957	Active	11	0	0	0	0.00%	15		6		2	R	M,VP,SC	24+		
13923	FULTON	06/07/1924	Active	29	0	2	-2	-6.45%	29	25	2		2		M,VP,SC	13		
14074	GAMALIEL	09/06/1946	Active	19	0	0	0	0.00%	22		7	1	None		P,S,T,M,VP SC	N/R		
13966	GLASGOW	12/15/1932	Active(3)	5	0	0	0	0.00%	5		13	3	None		P,S,T,M,VP SC	24+		
13996	GLENDALE	12/19/1946	Active	49	2	0	2	4.26%	50		1			N	SC	2		
129025	Grand Rivers	09/30/2016	Active(1)	2	0	2	-2	-50.00%	4	8	4				VP,SC	1		
13967	GREENVILLE	02/25/1971	Active	25	0	3	-3	-10.71%	29	5	0		2	N	M,SC	2		
Exc Award (06/30/2017, 06/30/2018, 06/30/2023)																		
104204	HANSON	12/22/2008	Active(1)	24	1	3	-2	-7.69%	26	1	1		16		M,VP,SC	3		
13978	HART COUNTY	09/01/1939	Active	27	0	0	0	0.00%	27		12		3	R	SC	24+		\$500.00
13969	HARTFORD-BEAVER DAM	02/27/1948	Active	28	1	0	1	3.70%	27		2		2	R	SC	2		
Exc Award (06/30/2018)																		
13970	HAWESVILLE	11/18/1952	Active	22	2	1	1	4.76%	21	15	0				P,M,VP,SC	1		
13925	HENDERSON	11/21/1939	Active	91	5	8	-3	-3.19%	91	4	0			N		3		
Exc Award (06/30/2022, 06/30/2023)																		
37803	HENDERSON BRFS	12/13/1979	Active	23	0	1	-1	-4.17%	23	4	0			N	T,M	0		
13998	HODGENVILLE	04/23/1956	Active	16	0	0	0	0.00%	18		4			R	T,M,SC	4		
13929	HOPKINSVILLE	01/19/1940	Active	61	3	1	2	3.39%	64	0	2			N	SC	0		\$13,150.00
Exc Award (06/30/2017, 06/30/2018, 06/30/2023)																		
46025	KNOTTSVILLE	04/01/1986	Active	26	3	0	3	13.04%	23		0			N	T,M,VP,SC	2		
Exc Award (06/30/2023)																		



Club Health Assessment for District 43 K through December 2024

Club Number	Club Name	Charter Date	Status	Membership							Reports					Finance	LCIF
				Current Member Count	YTD Members Added	YTD Members Dropped	YTD Net Growth	YTD Net Growth%	Member Count 12 Months Ago	Avg. length of service for dropped members	Months Since Last MMR ***	Yrs. Since Last Officer Report	President Rotation	Vice President Reported ****	Months Since Last Activity Report ***	Account Balance	Donations for current Fiscal Year
			Number of times on status quo within last two years	If below 15 members appears				If net loss is greater than 20% appears			If no report in 3 months appears in	When more than one year appears in	Number of repeat terms	Notes the officers that do not have an active	If no report at 12 months red		
47298	LEBANON	05/06/1987	Active	48	5	5	0	0.00%	49	6	4			N	SC	4	\$1,000.00
102155	LEBANON JUNCTION RAILROAD CITY	05/16/2008	Active	11	0	0	0	0.00%	11		64		2	R	T,M,SC	0	
13976	LEITCHFIELD	04/18/1955	Active	45	4	5	-1	-2.17%	40	1	0			N	SC	1	\$250.00
	Exc Award (06/30/2024)																
13974	LEWISBURG	05/18/1956	Active	20	0	0	0	0.00%	16		1		6	R	P,M,SC	5	\$500.00
13975	LEWISPORT	01/16/1959	Active	68	7	1	6	9.68%	61	41	0		2	R	VP,SC	0	
	Exc Award (06/30/2022, 06/30/2023)																
13977	LIVERMORE	02/15/1968	Active	27	3	5	-2	-6.90%	30	8	1		2		VP,SC	0	\$72.00
	Exc Award (06/30/2021, 06/30/2022, 06/30/2023)																
13931	LONE OAK	09/22/1948	Active	35	2	7	-5	-12.50%	42	14	0			IP	SC	0	\$1,100.00
	Exc Award (06/30/2020)																
13933	MADISONVILLE	10/24/1939	Active	62	2	2	0	0.00%	75	22	1			N	M,SC	0	
66470	MADISONVILLE COMM & TECH CLG	06/28/2002	Active	23	1	1	0	0.00%	26	3	1		7	R	SC	0	\$100.00
	Exc Award (06/30/2021, 06/30/2024)																
13934	MAYFIELD	05/14/1920	Active	36	0	3	-3	-7.69%	41	3	1			N	SC	2	
	Exc Award (06/30/2024)																
13935	MORGANFIELD	05/06/1943	Active	47	1	5	-4	-7.84%	50	5	2			N	M,SC	12	
14008	Mt. Washington, Inc.	06/23/1948	Active	89	6	0	6	7.23%	85		1			N	T	0	\$300.00
	Exc Award (06/30/2021, 06/30/2022)																
13936	MURRAY	09/14/1939	Active	36	0	1	-1	-2.70%	39	5	4			N	P,M,SC	2	\$100.00
	Exc Award (06/30/2023)																
130252	Murray Business	03/03/2017	Active	31	4	0	4	14.81%	29		3		3	R	SC	17	90+ Days
14010	NORTH HARDIN L C	01/05/1970	Active	20	0	0	0	0.00%	21		11		3	R	SC	4	
13979	OWENSBORO	06/19/1920	Active	45	0	1	-1	-2.17%	44	1	2			N	M,SC	0	\$100.00
13938	PADUCAH	04/16/1920	Active	37	0	0	0	0.00%	37		6			R	M	19	\$325.00
13980	PARK CITY	08/07/1946	Active	10	0	0	0	0.00%	10		14			N	P,T,VP,SC	24+	
13981	RUSSELLVILLE	03/21/1940	Active	19	0	0	0	0.00%	23		4			N	SC	5	



Club Health Assessment for District 43 K through December 2024

			Status		Membership						Reports						Finance		LCIF	
Club Number	Club Name	Charter Date			Current Member Count	YTD Members Added	YTD Members Dropped	YTD Net Growth	YTD Net Growth%	Member Count 12 Months Ago	Avg. length of service for dropped members	Months Since Last MMR ***	Yrs. Since Last Officer Report	President Rotation	Vice President Reported ****	Months Since Last Activity Report ***	Account Balance	Donations for current Fiscal Year		
			Number of times on status quo within last two years		If below 15 members appears				If net loss is greater than 20% appears			If no report in 3 months appears in	When more than one year appears in	Number of repeat terms		Notes the officers that do not have appears in an active	If no report at 12 months red			
Exc Award (06/30/2023)																				
13982	SACRAMENTO	08/21/1952	Active		19	5	3	2	11.76%	15	14	1		2	R	M,SC	4	\$75.00		
Exc Award (06/30/2023, 06/30/2024)																				
13983	SCOTTSVILLE	06/03/1948	Active(1)		13	12	0	12	1200.00%	12		3				S,T,M,VP,SC	24+			
37515	SEDALIA	09/18/1979	Active		44	4	2	2	4.76%	43	45	2				T,M,VP,SC	5			
13944	SMITH MILLS	02/06/1958	Active		17	0	4	-4	-19.05%	21	4	1		6		M,VP,SC	15			
Exc Award (06/30/2023)																				
13985	SMITHS GROVE	06/11/1946	Active		15	2	1	1	7.14%	17	3	0			N	SC	0	\$5,000.00		
Exc Award (06/30/2018)																				
14021	SPRINGFIELD	01/16/1945	Active		6	0	0	0	0.00%	7		6		6		S,T,VP,SC	2			
13986	TEMPLE HILL	11/12/1953	Active		26	4	3	1	4.00%	43	2	1		2		VP,SC	5			
14095	TOMPKINSVILLE	09/09/1946	Active		28	0	1	-1	-3.45%	29	1	0		13		P,M,VP,SC	1			
77292	VETTE CITY	06/25/2003	Active		16	1	8	-7	-30.43%	24	8	0				VP,SC	0	\$260.00		
13921	WEBSTER COUNTY	05/14/1969	Active		42	1	7	-6	-12.50%	55	5	3			N	VP	0	90+ Days		
Exc Award (06/30/2018, 06/30/2020, 06/30/2024)																				
13987	WHITESVILLE	11/16/1964	Active		50	1	1	0	0.00%	50	15	2			N	P,SC	0	\$1,000.00		
Exc Award (06/30/2023)																				
13948	WINGO	02/13/1964	Active		20	0	0	0	0.00%	20		10		2	R	SC	5			
14023	ZONETON NORTH BULLITT	05/25/1971	Active(1)		19	0	3	-3	-13.64%	22	41	3		10		P,M,VP,SC	5			
Current Total Clubs Count	YTD New Clubs Count	YTD Cancelled Clubs Count	YTD Net Club Gain	Current Total Members Count	YTD Add	YTD Drop	YTD Net Growth	YTD Net Growth %	Member Count 12 Months Ago	Average Member Count Per Club	% of Clubs with less than 20 members	% No MMR in 3 Months	% No Officer Report in 12 Months	% of Clubs with balance 90+ days	Number of Clubs in Status Quo	% Status Quo Clubs in Financial Suspension	Number of Cancelled Clubs	Average Cancelled Club Age	Members Lost Due to Cancellation	% of Clubs Cancelled for Non-Financial Reasons
70	2	1	1	2,056	174	125	49	2.44%	2,071	29	37%	41%	3%	3%	0	0%	1	41	5	0%

* - P - Priority Club. Cancellation Reasons: 1-Objectives/conduct, 2-Non-active club, 5-Non-existing club, 6-Disbanding, 7-Merger, 8-Financial Suspension, 9-District/Multiple District Dues.

** - Abbreviation: P-President, S-Secretary, T-Treasurer, M-Member Chairperson, VP-First Vice President, MC-Communications Chairperson, SC-Service Chairperson

*** - Abbreviation: N/R - Never reported using the Lions Clubs website, N/A - Not applicable, No password registered for the Lions Clubs website.

**** - Abbreviation: N - New, IP - Immediate Past, R - Repeat.



Club Health Assessment for District 43 Y through December 2024

Club Number	Club Name	Charter Date	Status	Membership							Reports					Finance	LCIF
				Current Member Count	YTD Members Added	YTD Members Dropped	YTD Net Growth	YTD Net Growth%	Member Count 12 Months Ago	Avg. length of service members	Months Since Last MMR ***	Yrs. Since Last Officer Report	President Rotation	Vice President Reported ****	Months Since Last Activity Report ***	Account Balance	Donations for current Fiscal Year
			Number of times on status quo within last two years	If below 15 members appears				If net loss is greater than 20% appears			If no report in 3 months appears	When more than one year appears in	Number of repeat terms	Notes the officers that do not have an active	If no report at 12 months red		
Clubs more than two years old																	
14098	ASHLAND	02/12/1924	Active	22	0	1	-1	-4.35%	22	7	3			N	M,SC	2	
14099	ASHLAND SOUTH ASHLAND	03/04/1957	Active	11	0	3	-3	-21.43%	14	14	0		8	R		9	
14065	BEREA	02/25/1946	Active	26	0	0	0	0.00%	31		4			N	M,SC	0	
14103	BOONEVILLE	04/10/1945	Active	30	0	0	0	0.00%	30		16		14		M,VP,SC	24+	
41016	BUTLER	03/16/1982	Active	37	3	3	0	0.00%	36	13	3		2	R	M,SC	7	
47412	CARROLLTON	06/02/1987	Active	18	0	0	0	0.00%	18		19			IP	P,T	14	
14107	CLAY CITY	04/11/1961	Active	5	0	0	0	0.00%	5		9		2	R	M,SC	8	
14071	CORBIN	12/08/1947	Active	11	0	0	0	0.00%	12		9		2	R	SC	9	
14031	COVINGTON-KENTON	09/17/1940	Active	18	0	0	0	0.00%	18		3		2		M,VP,SC	10	
14072	CUMBERLAND	10/08/1945	Active	6	0	0	0	0.00%	6		12		3	N	T,M,SC	24+	
14032	CYNTHIANA	07/31/1939	Active	78	2	1	1	1.30%	76	0	1			N	P,M,VP,SC	2	\$1,100.00
Exc Award (06/30/2023, 06/30/2024)																	
14035	ERLANGER	03/09/1945	Active	47	0	0	0	0.00%	50		6				P,M,VP,SC	6	\$564.30
61330	ESTILL COUNTY	12/07/1998	Active	21	3	3	0	0.00%	22	25	1				M,VP,SC	9	
29121	FAIRDALE	04/05/1974	Active	28	0	4	-4	-12.50%	32	3	0		3	R	SC	1	
14036	FALMOUTH	06/16/1966	Active	8	0	0	0	0.00%	8		4		2	N	T,M,SC	9	\$50.00
44428	FLATWOODS	12/10/1984	Active	13	1	1	0	0.00%	13	29	4		4	N	M,SC	6	\$100.00
Exc Award (06/30/2024)																	
14109	FLEMINGSBURG	08/04/1932	Active	30	0	0	0	0.00%	28		7		2	R	M,SC	6	
14037	FLORENCE	12/08/1952	Active	26	0	5	-5	-16.13%	31	2	5			N	SC	0	
14038	FORT THOMAS	11/07/1940	Active	88	1	3	-2	-2.22%	86	16	1			N	P,T,M,SC	N/R	
14039	FRANKFORT	12/13/1923	Active	12	0	0	0	0.00%	12		6		7	R	M,SC	7	
29471	GEORGETOWN	06/21/1974	Active	9	0	1	-1	-10.00%	9	33	0			IP		2	
Exc Award (06/30/2023, 06/30/2024)																	
14112	GREENUP	04/16/1946	Active	31	0	1	-1	-3.13%	31	15	0			R	P,M,VP,SC	10	




Club Health Assessment for District 43 Y through December 2024

			Status	Membership							Reports					Finance		LCIF
Club Number	Club Name	Charter Date		Current Member Count	YTD Members Added	YTD Members Dropped	YTD Net Growth	YTD Net Growth%	Member Count 12 Months Ago	Avg. length of service for dropped members	Months Since Last MMR ***	Yrs. Since Last Officer Report	President Rotation	Vice President Reported ****	Months Since Last Activity Report ***	Account Balance	Donations for current Fiscal Year	
			Number of times on status quo within last two years	If below 15 members appears				If net loss is greater than 20% appears			If no report in 3 months appears in	When more than one year appears in	Number of repeat terms	Notes the officers that do not have an active	If no report at 12 months appears in red			
Exc Award (06/30/2024)																		
13997	HARRODSBURG	05/14/1931	Active	20	0	0	0	0.00%	20		8		12	M,VP,SC	16		\$82.02	
14113	HAZARD	03/16/1922	Active	47	0	0	0	0.00%	47		6			N M	12		\$235.00	
Exc Award (06/30/2024)																		
14042	HEBRON	04/03/1956	Active	19	0	0	0	0.00%	19		1		3	R M,SC	0		\$625.00	
14114	HINDMAN	09/09/1948	Active	12	1	4	-3	-20.00%	15	3	2		5	R M,VP,SC	12			
40616	INDEPENDENCE	12/21/1981	Active	5	0	1	-1	-16.67%	6	43	4		4	M,VP,SC	3			
14117	JACKSON	03/10/1970	Active	30	0	0	0	0.00%	23		5		4	N M,VP,SC	10			
13999	JEFFERSONTOWN	05/10/1966	Active	14	0	0	0	0.00%	14		8		2	R M,SC	9			
106424	LAUREL COMMUNITY	08/31/2009	Active	16	0	0	0	0.00%	16		13		10	R M,SC	8			
14045	LAWRENCEBURG	07/24/1945	Active	16	2	0	2	14.29%	14		1			N	0		\$8,450.00	
Exc Award (06/30/2021)																		
14046	LEWISBURG MILL CREEK	04/05/1966	Active	15	0	0	0	0.00%	15		17		3	R P,T,M,VP,SC	15		\$20.00	
14078	LEXINGTON	12/15/1920	Active	101	14	10	4	4.12%	96	13	0			N M,SC	4		\$350.00	
14081	LEXINGTON SOUTH	04/30/1964	Active	21	4	2	2	10.53%	21	3	1			N SC	1		\$300.00	
116358	LIVINGSTON COMMUNITY	03/23/2012	Active(2)	5	0	0	0	0.00%	0		1		2	M,VP,SC	7			
140593	Louisville Campus	01/07/2020	Active	7	0	3	-3	-30.00%	12	2	0			M,VP,SC	14			
14002	LOUISVILLE DOWNTOWN	09/03/1920	Active	29	0	0	0	0.00%	30		2			N M,SC	19			
36714	LOUISVILLE EAST	03/20/1979	Active	23	2	1	1	4.55%	28	8	0		2	R M,VP,SC	16		\$1,000.00	
Exc Award (06/30/2017, 06/30/2018, 06/30/2020)																		
14003	LOUISVILLE HIGHLAND	02/04/1949	Active	7	0	0	0	0.00%	7		31		15	M,VP,SC	17			
30358	LOUISVILLE WEST END	03/11/1975	Active	13	0	0	0	0.00%	13		16			N M,SC	16			
14047	MAYS LICK	01/29/1959	Active	19	4	0	4	26.67%	16		5			N T,M,VP,SC	9			
14048	MAYSVILLE	02/28/1929	Active	22	1	1	0	0.00%	21	3	1			N	8			
Exc Award (06/30/2024)																		
14084	MIDDLESBORO	02/24/1941	Cancelled(8*)	0	0	8	-8	-100.00%	12	26	2		None	P,S,T,M,VP SC	24+	90+ Days		




Club Health Assessment for District 43 Y through December 2024

			Status	Membership							Reports					Finance	LCIF
Club Number	Club Name	Charter Date		Current Member Count	YTD Members Added	YTD Members Dropped	YTD Net Growth	YTD Net Growth%	Member Count 12 Months Ago	Avg. length of service for dropped members	Months Since Last MMR ***	Yrs. Since Last Officer Report	President Rotation	Vice President Reported ****	Months Since Last Activity Report ***	Account Balance	Donations for current Fiscal Year
			Number of times on status quo within last two years	If below 15 members appears				If net loss is greater than 20% appears			If no report in 3 months appears in	When more than one year appears in	Number of repeat terms	Notes the officers that do not have an active	If no report at 12 months appears in red		
32212	MIDDLETOWN	05/18/1976	Active	45	0	2	-2	-4.26%	48	11	0			N	4		\$1,000.00
Exc Award (06/30/2024)																	
14006	MILTON	03/09/1949	Active	3	0	0	0	0.00%	3		25		4	P,T,M,VP,SC	N/R		
14085	MONTICELLO	10/01/1948	Active	20	0	0	0	0.00%	23		6		5	N M,VP,SC	0		
14120	MT STERLING	01/15/1946	Active	16	2	1	1	6.67%	18	13	2		7	R M,VP,SC	14		
14086	MT VERNON	02/09/1944	Active	17	2	0	2	13.33%	24		1		3	R M,VP,SC	7		
14121	NEON COMMUNITY	04/08/1941	Active	26	0	4	-4	-13.33%	25	6	1			N T,VP,SC	9		
Exc Award (06/30/2024)																	
14051	NEW CASTLE	09/10/1945	Active	20	0	0	0	0.00%	20		15		2	R M,SC	9		
14011	NORTH OLDHAM	10/30/1952	Active	60	2	3	-1	-1.64%	62	14	0		12	VP,SC	2		
Exc Award (06/30/2018)																	
49103	ORANGEBURG	12/19/1988	Active	28	4	4	0	0.00%	25	14	2		2	R P,M,VP,SC	8		
Exc Award (06/30/2023, 06/30/2024)																	
14053	OWENTON	07/31/1945	Active	12	0	1	-1	-7.69%	13	57	4		18	VP,SC	N/R		
14122	OWINGSVILLE	12/09/1943	Active	28	0	0	0	0.00%	27		2		3	R M,SC	17		
14054	PARIS	03/10/1931	Active	9	0	0	0	0.00%	9		7		8	N P,M,VP,SC	24+		
14013	PERRYVILLE	09/25/1945	Active	19	0	0	0	0.00%	19		19		3	N M,VP,SC	9		
130909	Pikeville	05/10/2017	Active	16	1	11	-10	-38.46%	25	3	2		2	T,M,VP,SC	24+		
14089	PINEVILLE	08/12/1941	Active	12	0	0	0	0.00%	11		10			N T,M,SC	12		
14126	POWELL COUNTY	01/21/1946	Active	56	1	0	1	1.82%	55		5		3	R T,M,VP,SC	9		
14127	RACELAND RUSSELL	04/27/1953	Active	7	0	0	0	0.00%	10		9		6	M,VP,SC	9	90+ Days	
14090	RICHMOND	04/30/1931	Active	25	0	0	0	0.00%	24		4		2	N M,SC	5		\$400.00
Exc Award (06/30/2024)																	
14019	SHELBY COUNTY	04/12/1949	Active	17	2	0	2	13.33%	13		1		2	R M,SC	0		
Exc Award (06/30/2024)																	
14018	SHIVELY	09/07/1948	Active	15	0	0	0	0.00%	15		17			N M,SC	24+		
14092	SOMERSET	04/14/1942	Active	5	0	0	0	0.00%	5		25	1	None	P,S,T,M,VP SC	N/R		



Club Health Assessment for District 43 Y through December 2024

			Status	Membership							Reports					Finance	LCIF
Club Number	Club Name	Charter Date		Current Member Count	YTD Members Added	YTD Members Dropped	YTD Net Growth	YTD Net Growth%	Member Count 12 Months Ago	Avg. length of service for dropped members	Months Since Last MMR ***	Yrs. Since Last Officer Report	President Rotation	Vice President Reported ****	Months Since Last Activity Report ***	Account Balance	Donations for current Fiscal Year
			Number of times on status quo within last two years	If below 15 members appears				If net loss is greater than 20% appears			If no report in 3 months appears in	When more than one year appears in	Number of repeat terms	Notes the officers that do not have an active	If no report at 12 months appears in red		
14020	SOUTH OLDHAM	02/03/1948	Active	15	0	0	0	0.00%	16		6		5	R	M,SC	14	
14093	STANFORD	09/19/1944	Active	27	2	4	-2	-6.90%	29	7	0			N		0	\$3,000.00
14129	TOLLESBORO	04/12/1954	Active	42	5	0	5	13.51%	35		2		4	N	S,M,VP,SC	3	
Exc Award (06/30/2022, 06/30/2023, 06/30/2024)																	
14130	VANCEBURG	05/02/1946	Active	21	0	2	-2	-8.70%	14	6	1		2	N		7	
Exc Award (06/30/2024)																	
14059	WARSAW	11/11/1946	Active	9	0	4	-4	-30.77%	13	25	4		12	R	P,T,VP,SC	24+	
43229	WHITESBURG	12/08/1983	Active	8	0	0	0	0.00%	7		6		4	R	M,VP,SC	24+	
14097	WILMORE	12/27/1952	Active	12	0	0	0	0.00%	12		8		15		M,VP,SC	24	
14133	WINCHESTER	03/28/1931	Active(1)	4	0	0	0	0.00%	5		5		8	N	M,VP,SC	19	

Clubs Cancelled Previous Fiscal Year – Clubs Cancelled within last 12 months may be reinstated

Club Number	Club Name	Charter Date	Current Status*	Cancellation Date
14027	BROOKSVILLE	08/19/1940	Cancelled(8*)	12/29/2023
14118	MOREHEAD	06/17/1949	Cancelled(8*)	12/29/2023
14014	PLEASURE VALLEY	02/02/1956	Cancelled(8*)	06/29/2024
14057	VERSAILLES	04/24/1957	Cancelled(6*)	04/29/2024

Current Total Clubs Count	YTD New Clubs Count	YTD Cancelled Clubs Count	YTD Net Club Gain	Current Total Members Count	YTD Add	YTD Drop	YTD Net Growth	YTD Net Growth %	Member Count 12 Months Ago	Average Member Count Per Club	% of Clubs with less than 20 members	% No MMR in 3 Months	% No Officer Report in 12 Months	% of Clubs with balance 90+ days	Number of Clubs in Status Quo	% Status Quo Clubs in Financial Suspension	Number of Cancelled Clubs	Average Cancelled Club Age	Members Lost Due to Cancellation	% of Clubs Cancelled for Non-Financial Reasons
71	0	1	-1	1,610	59	92	-33	-2.01%	1,640	23	55%	59%	1%	1%	0	0%	1	377	8	-300%

* - P - Priority Club. Cancellation Reasons: 1-Objectives/conduct, 2-Non-active club, 5-Non-existing club, 6-Disbanding, 7-Merger, 8-Financial Suspension, 9-District/Multiple District Dues.

** - Abbreviation: P-President, S-Secretary, T-Treasurer, M-Member Chairperson, VP-First Vice President, MC-Communications Chairperson, SC-Service Chairperson

*** - Abbreviation: N/R - Never reported using the Lions Clubs website, N/A - Not applicable, No password registered for the Lions Clubs website.

**** - Abbreviation: N - New, IP - Immediate Past, R - Repeat.